


FAIRFIELD POLICE DEPARTMENT

Monthly Report –December 2021



Chief Robert Kalamaras

Fairfield Police Department

www.fpdct.com



Section 1: Bureau / Division Reports

Field Services Bureau \ Noteworthy Police Work

Retirements/Resignations

Assignments

Bureau Reports

Section 2: Statistical Activity Summary

Calls for Service Totals

Alarm Response Summary

Motor Vehicle Activity

Parking Ticket Summary

Criminal Arrest Summary

Domestic Violence Arrest Summary

Calls for Service Breakdown Report

Section 1: Bureau / Division Reports

Field Services Bureau \ Noteworthy Work

2100045877 – 12/08/2021 @ 20:56 – Report of Shots fired

CALLER REPORTING SHOTS FIRED FROM A WHITE TOYOTA CAMRY WITH BLACK RIMS BEARING CT BC41475

VEHICLE WAS REPORTED TO BE EAST ON FAIRFIELD WOODS RD

AMBER 30 (SPECIAL OFFICER MASSAFRA) LOCATED THE VEHICLE TRAVELING EAST ON FAIRFIELD WOODS RD AFTER HEARING THE SHOTS FIRED AND THE POLICE DISPATCH

OFFICER MASSAFRA RELAYED PERTINENT INFORMATION TO RESPONDING OFFICERS AS TO THE LOCATION OF THE VEHICLE UNTIL RESPONDING OFFICERS ARRIVED AND CONDUCTED A FELONY STOP

A LOADED FIREARM WAS FOUND IN THE VEHICLE – SHELL CASINGS FOUND IN THE VEHICLE AND LATER FOUND ON THE ROADWAY –

DETERMINED TO BE 8 SHOTS FIRED BY TWO SUSPECTS OUT OF A MOVING VEHICLE IN THE AREA OF FAIRFIELD WOODS MIDDLE SCHOOL.

TWO SUBJECTS ARRESTED FOR UNLAWFUL DISCHARGE OF A FIREARM, RECKLESS ENDANGERMMENT, POSSESSION OF FIREARM WHILE INTOXICATED, AND POSSESSION OF A FIREARM BY A CONVICTED FELON.

2100047713 – 12/21/2021 @ 1929 – Stolen Vehicle

AFTER RECEIVING INFORMATION ON A FILE 1 (1138 POST ROAD) ON CT REGISTRATION #BD47417 2002 FORD FUSION COLOR-BLUE, LT. GUNTER (ACTING AS R1) LOCATED THE STOLEN VEHICLE TRAVELING NORTH ON MILL PLAIN ROAD FROM POST ROAD.

LT. GUNTER TACTFULLY FOLLOWED THE FILE 1 ONTO I95 SOUTHBOUND AND COORDINATED PATROLS TO ASSIST IN STOPPING THE VEHICLE AS IT APPROACHED EXIT 16. DUE TO THIS COORDINATION, THE OPERATOR OF THE FILE 1 DID NOT SEE HE WAS BEING FOLLOWED BY POLICE AND DID NOT HAVE AN OPPORTUNITY TO ENGAGE POLICE IN PURSUIT.

LT. GUNTER PULLED AROUND THE FILE 1 AND WAS ABLE TO SLOW THE VEHICLE TO A STOP AS ASSISTING OFFICERS RUBIS JR, ARDIZZONE, AND FALBO CONDUCTED A FELONY STOP ON THE VEHICLE. OFC. FALBO UTILIZING THE P.A. ORDERED EACH OF THE VEHICLE OCCUPANTS OUT WHERE OFFICERS RUBIS JR. AND ARDIZZONE TOOK EACH SUBJECT INTO CUSTODY.

A FULLY LOADED SMITH & WESSON SD40 WITH ONE ROUND IN THE CHAMBER WAS RECOVERED.

THE PASSENGER WAS CHARGED WITH LARCENY 3RD DEGREE, CRIMINAL POSSESSION OF A FIREARM, ILLEGAL POSSESSION OF A FIREARM IN MOTOR VEHICLE, ILLEGAL POSSESSION OF A LARGE CAPACITY MAGAZINE, CARRYING PISTOL WITHOUT A PERMIT.

RELEASED ON A \$50,000.00 BOND.

THE DRIVER WAS CHARGED WITH LARCENY 3RD DEGREE AND 14-215 OPERATING UNDER SUSPENSION.

RELEASED ON A \$10,000.00 BOND.

21-48318 12/27/21 @ 1946 hrs – Robbery, Shell Gas Station 1139 Post Rd.

AT 19:46 HOURS, OFFICERS WERE DISPATCHED TO THE SHELL GAS STATION AT 1139 POST RD FOR AN ARMED ROBBERY WHERE A BLACK MALE WITH A FACE MASK DISPLAYED AND HELD A GUN TO THE CLERK. THE SUSPECT FLED WITH AN UNDETERMINED AMOUNT OF CASH WESTBOUND THROUGH THE LOT.

ON 12/28/21 A SUSPECT WAS DEVELOPED THROUGH TECHNOLOGIES.

ON 12/29/21 A SEARCH WARRANT WAS EXECUTED IN BRIDGEPORT AND EVIDENCE OF THE ROBBERY WAS RECOVERED, INCLUDING THE FIREARM WHICH TURNED OUT TO BE A REPLICA FIREARM, A BB GUN.

THE SUSPECT WAS CHARGED WITH ROBBERY 1ST DEGREE AND LARCENY 2ND DEGREE

RELEASED ON A \$100,000 BOND.

HE IS SCHEDULED TO APPEAR IN COURT ON 1/12/22

Officer of the Quarter Award ...OOQ

On December 7th 2021, all the Lieutenants and Sergeants of the Patrol Division, met and after careful deliberation, unanimously selected Officer Daniel Loris as Officer of the Quarter (OOQ) for the period of January 15th 2022 to April 14th 2022. The below was written about Officer Loris, by his immediate supervisors:

With regards to the traits Officer Loris has displayed that made him a viable candidate for this prestigious recognition:

- **Personality** – Officer Loris is extremely Service Minded. His professionalism, dependability and compassion are key attributes that highlight his personality.
- **Attitude** – Officer Loris is a team player who *exhibits a team before self-attitude*. Officer Loris has been observed *exhibiting positive relationships both within the community, businesses with his patrol and department and his positive disposition* has been noted by his direct supervisor – Sgt. Chamberlain. Officer Loris is *consistently the “first to step up” and first to volunteer for any task usually without even being asked by supervision*.
- **Fitness and Appearance** – Officer Loris is *physically fit and displays a command presence on duty*.
- **Initiative** – Every trait in this category are part of Officer Loris’s disposition to his daily routine – *motivated, proactive, takes and shows initiative, thoroughness, requires little or no supervision, consistently participates in department & community events*.
- **Job Proficiency** – *Interview skills with victims, witnesses and suspects. Establishes an excellent rapport with our citizens and members of our agency. Officer Loris has strong investigative abilities and is proficient in all arrest and booking procedures. I have witnessed this first hand! His attention to detail is another strong attribute which give him the ability to complete excellent follow up investigations leading to arrest warrants and/or lead and source development. Overall, Officer Loris is a well-rounded Officer!*

From October 15th to present, Officer Loris has initiated 27 motor vehicle traffic stops resulting in 21 Misdemeanor Summons’ issued, 1 E-Citation and 5 Verbal Warnings, 1 - No Action due to a DMV Error. Officer Loris also has 5 Criminal Arrests during the same time frame.



Retirements/Resignations

There were no retirements or resignations in December.

Promotions and New Assignments

Officer Eric Fuller was promoted to the rank of Detective on December 8, 2021.

New Officers

Officer Tiffany Robledo was sworn in on December 8, 2021. She will attend the Bridgeport Police Academy beginning on December 20th.

Special Services Bureau

<i>Traffic Safety Unit</i>	Jan	Feb	Mar	Apr	May	Jun	Jul	Aug	Sep	Oct	Nov	Dec
<i>Traffic Stops</i>	465	319	484	662	290	195	328	502	304	361	408	285
<i>Infractions Issued</i>	66	134	245	452	155	108	211	305	163	261	218	146
<i>Misdemeanor Summons</i>	4	12	13	9	9	7	11	9	4	6	6	7
<i>Accidents Investigated</i>	14	48	26	14	40	39	49	30	37	28	48	33
<i>Child Seat Installations</i>	0	0	5	5	2	0	5	1	15	5	4	3
<i>DUI Arrests</i>	0	5	9	2	2	0	5	3	2	2	2	7

<i>Traffic Crash Unit</i>	Jan	Feb	Mar	Apr	May	Jun	Jul	Aug	Sep	Oct	Nov	Dec
<i>Accidents Investigated</i>	49	44	54	60	48	44	62	68	87	65	63	72
<i>Accidents with Injuries</i>	1	5	9	12	10	4	8	12	12	10	7	4
<i>Search Warrants</i>	2	3	3	2	3	3	2	3	0	1	0	1
<i>Arrest Warrants</i>	0	6	3	1	2	3	5	0	3	1	0	0
<i>Misdemeanor Summons</i>	4	11	6	5	5	5	6	7	6	3	4	2

Fairfield Police Monthly Report –December 2021

<i>Infractions Issued</i>	16	6	18	80	29	6	47	15	37	12	15	12
<i>Fatalities</i>	0	1	0	0	0	0	0	2*	0	0	1*	1

*Assist Norwalk PD - Fatal Crash - at Entrance to Stew Leonards - FARO Diagram

<i>Animal Control</i>	Jan	Feb	Mar	Apr	May	Jun	Jul	Aug	Sep	Oct	Nov	Dec
<i>Complaints</i>	51	34	58	56	77	123	130	109	100	99	81	57
<i>Wildlife Complaints</i>	15	11	16	17	36	67	77	53	30	38	29	29
<i>Animals Tested for Rabies</i>	3	3	2	2	2	1	3	10	1	0	1	2
<i>Animals Positive / Rabies</i>	0	0	1	0	1	0	0	0	0	0	0	0
<i>Animal Bites</i>	1	1	0	3	3	4	6	4	7	2	2	2
<i>Written Warnings</i>	3	6	8	8	7	3	4	9	11	6	1	0
<i>Infractions</i>	1	1	1	1	2	1	1	1	0	0	3	0
<i>Misdemeanors</i>	2	0	1	0	0	0	1	1	1	1	1	0

Traffic Enforcement Targeted Areas

- Stratfield Rd
- Holland Hill Rd
- Fairfield Woods Rd
- Morehouse Hwy
- Burr St
- Redding Rd
- Kings Hwy East
- Hulls Farm Rd
- Tahmore Dr
- Pansy Rd
- N Benson Rd
- Edgewood Rd

Projects for the month of December 2021
Traffic Unit redesigned the traffic pattern for the Mill Plain Rd Yale COVID Test site to alleviate neighborhood concerns
Pratt St speed study conducted with Black Cat Device

<i>Marine Unit</i>	April	May	JUN	JUL	AUG	SEPT	OCT
<i>Complaints</i>	6	32	27	26	16	37	3

Fairfield Police Monthly Report –December 2021

<i>Boats Towed</i>	1	1	2	2	1	2	1
<i>Written Warnings</i>	0	0	0	0	0	0	0
<i>Arrests</i>	0	0	0	0	0	0	0
<i>Safety Inspections</i>	2	7	3	2	0	0	0
<i>Total Calls For Service</i>	8	32	30	26	16	36	3
<i>Hours Underway</i>	15	68	140	165	190	160	60
<i>Community Events</i>	1	4	3	1	0	3	0
<i>Location Checks</i>	3	4	12	4	5	1	1
<i>Fatalities</i>	0	0	0	0	0	0	0

Note: Marine unit not in operation for December

Administrative Services Bureau

Training

- CIT Youth Training
- Basic Interview and Interrogation
- Parkland School Shooting, Lesson Learned
- Building Trust with LGBTQ Community
- POST Class 373 Firearms
- Taser Instructor Training
- PEP Police Community Engagement
- Responding to Threat Related Behavior

Emergency Communications Center

The Center is almost complete, and Information Technology Installation has commenced. More work is now being focused on the consolidation efforts with Westport.

Emergency Communications Center Call Statistics

	Jan	Feb	Mar	Apr	May	Jun	Jul	Aug	Sep	Oct	Nov	Dec
<i>Total Incoming Calls</i>	7,220	6,446	7,632	7,538	8,499	8470	8904	8570	10424	6269	8022	8216
<i>Total 911 Calls</i>	1,578	1,454	1,607	1,632	2,020	2013	2030	1887	2390	2055	1877	1919
<i>Total Outgoing Calls</i>	2,065	1,853	2,148	2,153	2,365	2312	2394	2832	2980	2512	2107	2340
<i>Total CSFs Processed</i>	3,893	4,018	4,867	4,694	3,974	3403	3736	4107	4353	3990	3887	3910
<i>% 911 Calls Under 10 Sec</i>	95.82	96.56	95.02	96.32	96.73	96.77	96.08	95.23	94.80	96.06	95.36	94.63

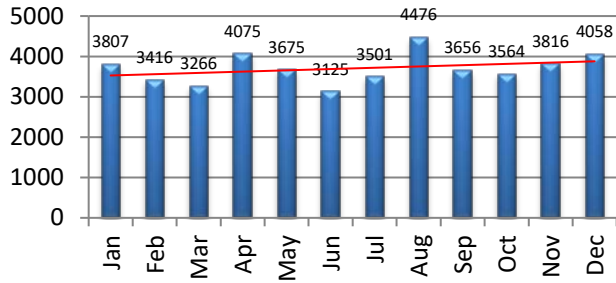
Section 3: Statistical Activity Summary

TOTAL CALLS FOR SERVICE

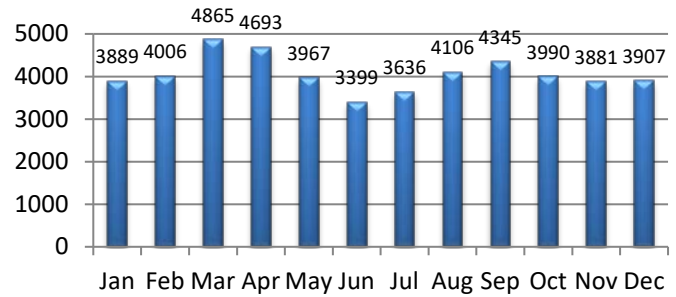
Calls for Service	Jan	Feb	Mar	Apr	May	Jun	Jul	Aug	Sep	Oct	Nov	Dec	YTD
2020	3807	3416	3266	4075	3675	3125	3501	4476	3656	3564	3816	4058	44,435
2021	3889	4006	4865	4693	3967	3399	3636	4106	4345	3990	3881	3907	48,684

Note: Includes miscellaneous calls that may not be listed under the call analysis section

Calls For Service - 2020



Calls for Service - 2021

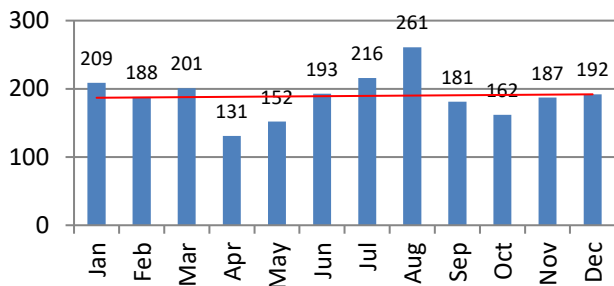


ALARM RESPONSE SUMMARY

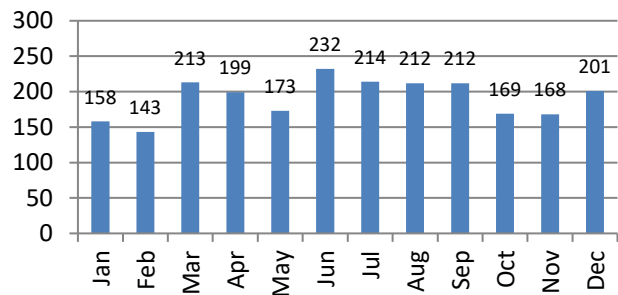
Total Alarms	Jan	Feb	Mar	Apr	May	Jun	Jul	Aug	Sep	Oct	Nov	Dec	YTD
2020	209	188	201	131	152	193	216	261	181	162	187	192	2,273
2021	158	143	213	199	173	232	214	212	212	169	168	201	2,294

False Alarms	Jan	Feb	Mar	Apr	May	Jun	Jul	Aug	Sep	Oct	Nov	Dec	YTD
2020	209	182	201	131	152	192	216	261	181	161	187	192	2,265
2021	158	143	211	199	173	231	214	212	212	169	168	201	2,291

Alarms - 2020



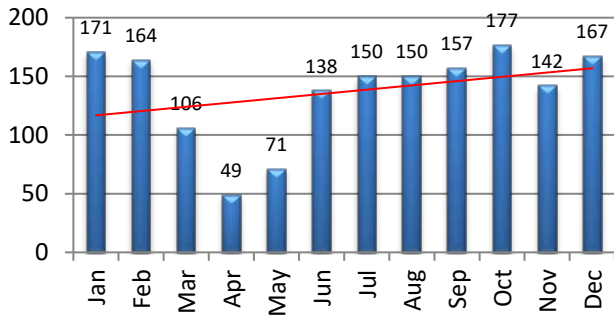
Alarms - 2021



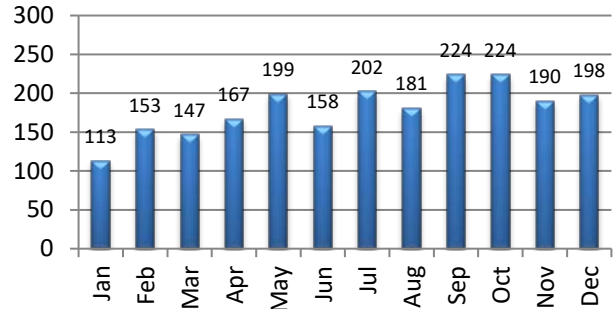
MOTOR VEHICLE ACTIVITY

MV Accidents	Jan	Feb	Mar	Apr	May	Jun	Jul	Aug	Sep	Oct	Nov	Dec	YTD
2020	171	164	106	49	71	138	150	150	157	177	142	167	1,642
2021	113	153	147	167	199	158	202	181	224	224	190	198	2,156

Motor Vehicle Accidents - 2020



Motor Vehicle Accidents - 2021



MV Enforcement	Jan	Feb	Mar	Apr	May	Jun	Jul	Aug	Sep	Oct	Nov	Dec	YTD
Warning-2020	438	305	109	4	214	129	324	371	300	162	226	324	2,906
2021	458	374	560	396	249	177	183	319	212	179	279	217	3,603

Infractions-2020	220	125	24	3	5	4	42	377	119	150	28	84	1,181
2021	71	134	270	520	155	95	246	367	171	267	223	150	2,669

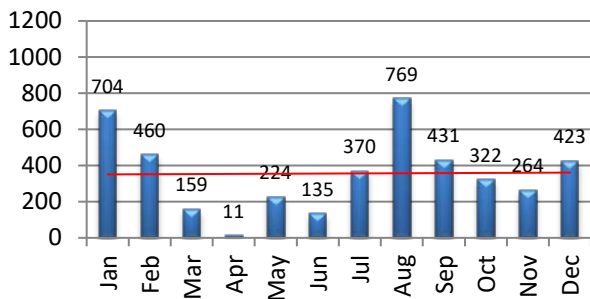
Misdemeanor-2020	34	18	14	0	1	1	3	16	6	6	8	11	118
2021	8	24	38	34	31	28	25	36	17	35	42	41	359

Custodial - 2020	5	5	2	0	2	1	3	1	1	0	0	2	22
2021	3	3	8	5	8	5	4	2	2	3	8	10	61

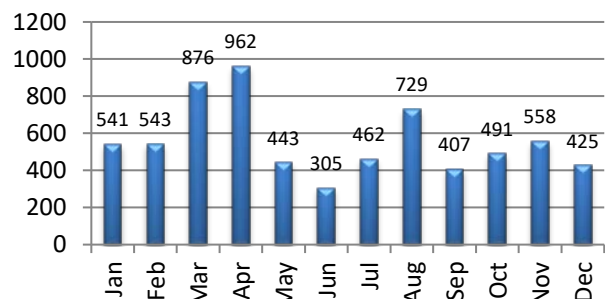
DUI Arrests - 2020	4	7	4	1	2	6	4	5	4	4	1	4	46
2021	2	6	9	14	10	2	6	5	5	3	2	8	72

MV Contacts - 2020	704	460	159	11	224	135	370	769	431	322	264	423	4,272
2021	541	543	876	962	443	305	462	729	407	491	558	425	6,742

MV Contacts - 2020



MV Contacts - 2021



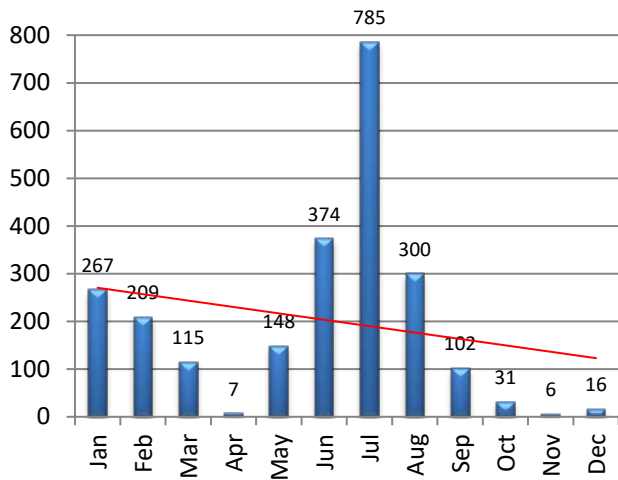
MV Enforcement: Type	Jan	Feb	Mar	Apr	May	Jun	Jul	Aug	Sep	Oct	Nov	Dec	YTD
Speeding Violations	78	114	229	111	36	78	184	323	129	74	176	110	1642
Seatbelt Violations	0	0	2	7	31	13	2	3	0	1	17	20	96
Registration Violations	3	24	46	53	46	31	49	54	31	56	52	45	490
License Violations	9	11	19	30	16	14	11	26	18	18	23	27	222
Distracted Driving	0	4	5	377	20	2	20	22	11	176	19	20	676
Suspended Licence	5	13	14	18	9	14	12	13	8	12	17	15	150
Stop Sign Violations	4	153	280	164	8	52	92	129	94	73	117	65	1231
Traffic Light Violation	2	6	8	8	4	2	6	9	11	4	6	11	77

The above incidents are a overview of common violations. These statistics are not the only motor vehicle enforcement actions taken. The above show top 6 violations for the month.

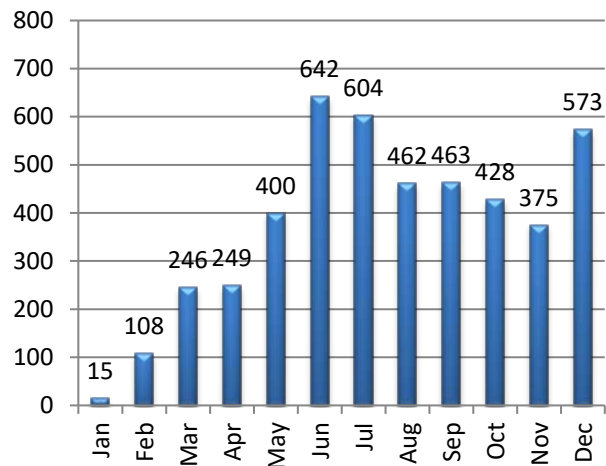
PARKING TICKET SUMMARY

Total Issued	Jan	Feb	Mar	Apr	May	Jun	Jul	Aug	Sep	Oct	Nov	Dec	YTD
2020	267	209	115	7	148	374	785	300	102	31	6	16	2360
2021	15	108	246	249	400	642	604	462	463	428	375	573	4565

Parking Tags Issued 2020



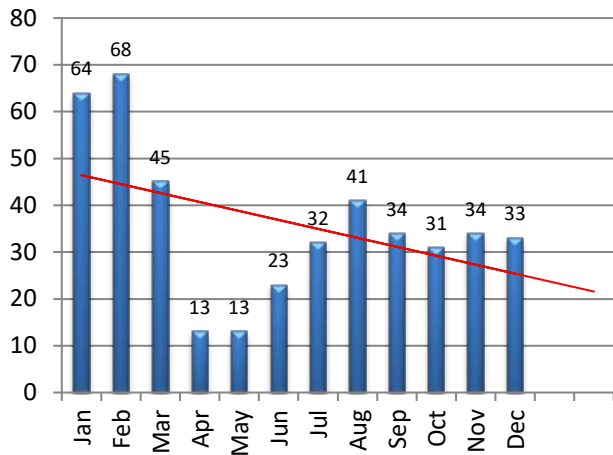
Parking Tags Issued - 2021



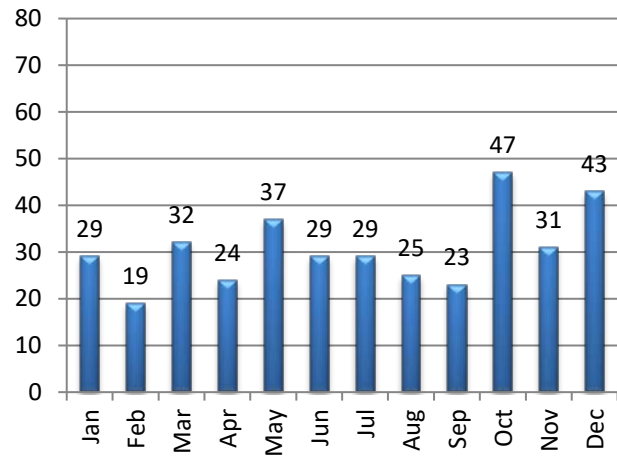
CRIMINAL ARREST SUMMARY

Criminal Arrests by Month	Jan	Feb	Mar	Apr	May	Jun	Jul	Aug	Sep	Oct	Nov	Dec	YTD
Larceny - 2020	46	52	32	6	10	14	24	28	19	18	27	21	297
2021	18	14	24	20	17	18	20	17	16	26	15	29	234
Vandalism - 2020	2	3	10	4	0	2	1	1	2	3	2	4	34
2021	4	1	1	2	4	5	5	0	2	3	1	4	32
MV Theft / Attempt - 2020	1	0	0	0	1	0	0	1	5	1	0	0	9
2021	0	1	0	0	2	0	0	0	0	4	1	2	10
Burglary / Attempt - 2020	12	7	1	2	2	3	3	9	2	6	4	3	54
2021	2	2	3	1	6	4	3	2	1	8	0	3	35
Assault - 2020	2	6	2	1	0	4	4	2	6	1	1	4	33
2021	5	1	4	1	8	2	1	5	4	6	9	2	48
Robbery - 2020	1	0	0	0	0	0	0	0	0	2	0	1	4
2021	0	0	0	0	0	0	0	1	0	0	5	3	9
2020	64	68	45	13	13	23	32	41	34	31	34	33	431
2021	29	19	32	24	37	29	29	25	23	47	31	43	368

Total Criminal Arrests - 2020



Total Criminal Arrests - 2021



Domestic Violence Arrests	Jan	Feb	Mar	Apr	May	Jun	Jul	Aug	Sep	Oct	Nov	Dec	YTD
2021	5	10	7	9	14	10	10	11	9	9	10	11	115